

Hollywood North Lake

Median Prices (\$000):

3Q17 405

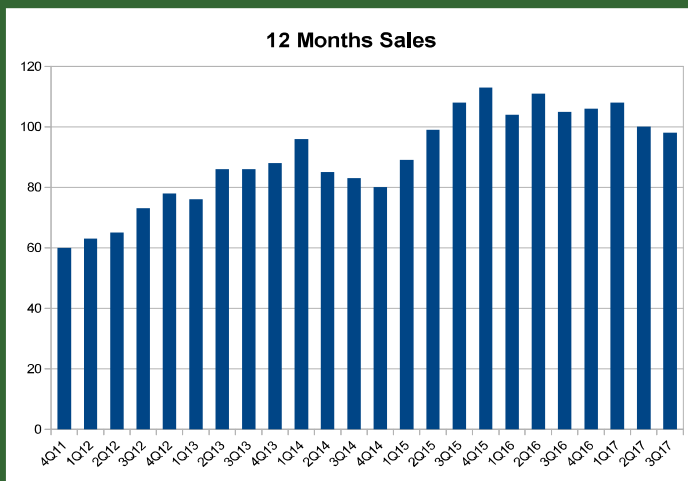
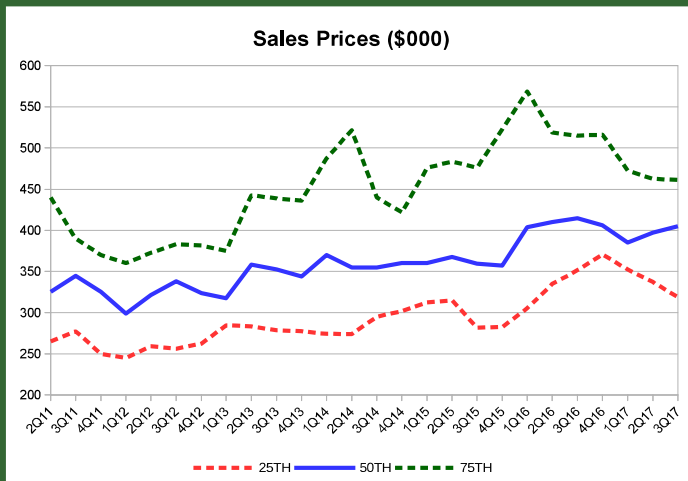
3Q16 415

4Q11 325

Change from 3Q16: -2%

Change from 4Q11: +25%

Annualized from 4Q11: +5%

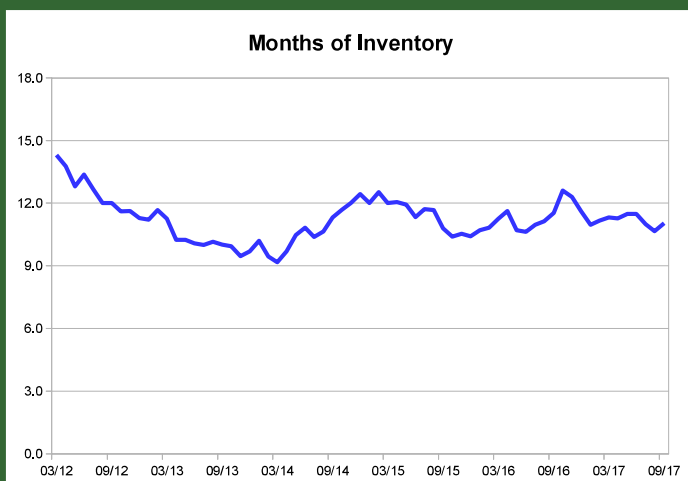


12-Month Sales:

3Q17 98

3Q16 105

Change from 3Q16: -7%



Inventory at 3Q17:

11 months

Assessment of Inventory

Level: Elevated

Hollywood South Lake

Median Prices (\$000):

3Q17 547

3Q16 456

4Q11 447

Change from 3Q16: +20%

Change from 4Q11: +22%

Annualized from 4Q11: +4%

12-Month Sales:

3Q17 98

3Q16 105

Change from 3Q16: -7%

Inventory at 3Q17:

16 months

Assessment of Inventory

Level: High

